



AC-255P/156-60S  
 AC-260P/156-60S  
 AC-265P/156-60S

www.axitecsolar.com

**AXITEC**  
 high quality german solar company

## AXI worldplus SE

60 cell/polycrystalline photovoltaic modules

High performance photovoltaic modules  
 optimised by SolarEdge

The advantages:








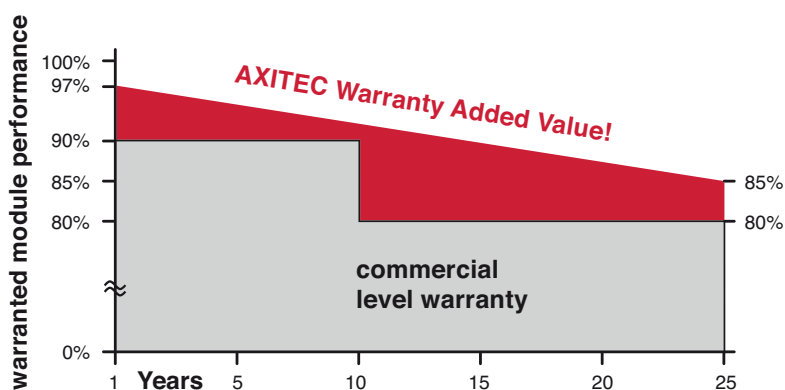
- 
 12 years manufacturer's warranty
- 
 Guaranteed positive power tolerance from 0-5 Wp by individual measurement
- 
 Maximum 5400 Pa snow load
- 
 High stability due to aluminium frame construction
- 
 Lower BOS costs thanks to 30% longer strings
- 
 Optimised energy output by maximised power by each module
- 
 High security by deactivation of module power



Fig. similar 60P156EN141021A-48/1

### Exclusive linear AXITEC high performance guarantee!

- 15 years manufacturer's guarantee on 90% of the nominal performance
- 25 years manufacturer's guarantee on 85% of the nominal performance



Management system TÜV-certified  
 DIN ISO 9001:2008, Reg.-No. 12 100 34403



IEC 61215  
 IEC 61730  
 Snow Load Resistance  
 ID 000040256



Full Member of PV CYCLE

**Electrical data** (at standard conditions (STC) irradiance 1000 watt/m<sup>2</sup>, spectrum AM 1.5 at a cell temperature of 25° C)

Type	Nominal output P <sub>mp</sub>	Nominal voltage U <sub>mp</sub>	Nominal current I <sub>mp</sub>	Short circuit current I <sub>sc</sub>	Open circuit voltage U <sub>oc</sub>	Module conversion efficiency
AC-255P/156-60S	255 Wp	30,80 V	8,30 A	8,48 A	37,92 V	15,58 %
AC-260P/156-60S	260 Wp	30,92 V	8,43 A	9,01 A	38,00 V	15,88 %
AC-265P/156-60S	265 Wp	30,98 V	8,60 A	9,20 A	38,16 V	16,19 %

**Output During Operation**

Maximum Output Current	15	10	Adc
Operating Output Voltage	5 - 60	S - Voc of connected PV module	Vdc

**Output During Standby (Power Optimizer disconnected from inverter or inverter off)**

Safety Output Voltage per Power Optimizer	1	1**	Vdc
---	---	-----	-----

**PV System Design**

	Power Optimizer connected to a SolarEdge Inverter		Power Optimizer connected to a Non-SolarEdge Inverter*
	EU	US	
Minimum String Length	8 (1ph) 16 (3ph)	8 (1ph & 3ph-208V) 18 (3ph-480V)	According to inverter design rules & PV module datasheet
Maximum String Length	25 (1ph) 50 (3ph)	25 (1ph & 3ph-208V) 50 (3ph-480V)	
Maximum Power per String	5250 (1ph)	5250 (1ph) 6000 (3ph-208V) 12750 (3ph-480V)	
Parallel Strings of Different Lengths	Yes	Yes	
Parallel Strings of Different Orientations	Yes	Yes	No Yes

\* Available only if Safety & Monitoring Interface (SMI) is installed or if SafeDCTM is disabled during installation by a one-time operation using the SolarEdge Key.

\*\* When SolarEdge Safety and Monitoring Interface (SMI) is installed and off.

**Standard Compliance**

Fire Safety	VDE-AR-E 2100-712:2013-05
PV Junction Box Safety	IEC2109-1 (class II safety, TUV-SUD), UL1741 (TUV-Rheinland & CSA)
PV Junction Box	EN50548 (TUV-SUD), UL3730 (TUV-Rheinland & CSA)

**Design**

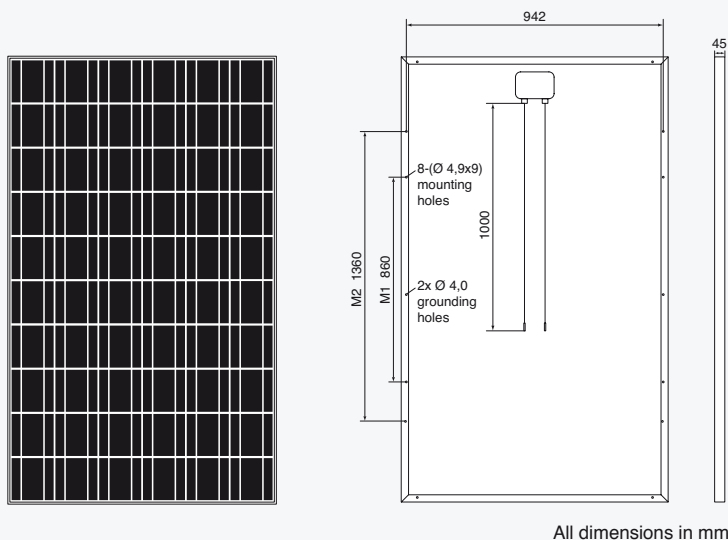
Frontside	3,2 mm hardened, low-reflection white glass
Cells	60 polycrystalline high efficiency cells 156 mm x 156 mm (6")
Backside	Composite film
Frame	45 mm silver anodized aluminium frame

**Mechanical data**

L x W x H	1650 x 992 x 45 mm
Weight	19,7 kg with frame

**Power connection**

Socket	Protection Class IP65 (3 bypass diodes)
Wire	approx. 1,0 m, 6 mm <sup>2</sup>
Plug-in system	Plug/socket IP67



**Limit values**

System voltage	1000 VDC
NOCT (nominal operating cell temperature)*	45°C +/-2K
Max. load-carrying capacity	5400 N/m <sup>2</sup>
Reverse current feed IR	16,0 A

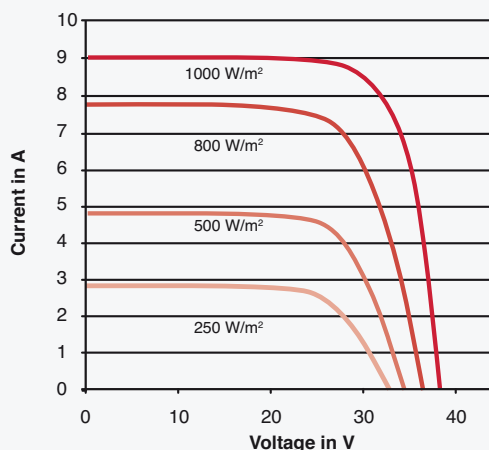
(No external voltages greater than V<sub>o</sub> may be applied to the module)

\* NOCT, irradiance 800 W/m<sup>2</sup>; AM 1,5;  
wind speed 1 m/s; Temperature 20°C

**Temperature coefficients**

Voltage U <sub>oc</sub>	-0,33 %/K
Current I <sub>sc</sub>	0,06 %/K
Output P <sub>mp</sub>	-0,44 %/K

**I-U characteristic curve at 1000-800-500-250 W/m<sup>2</sup>**



Example for AC-260P/156-60S